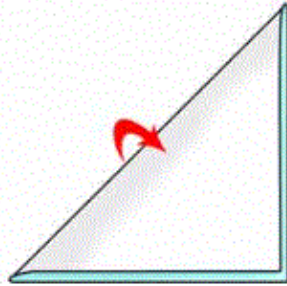


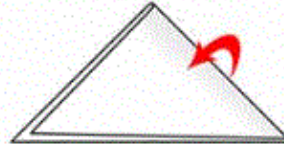
Origami Fortune Teller



1. Take a square piece of paper



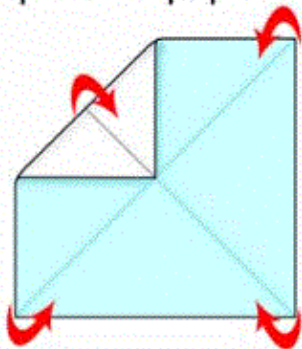
2. Fold it along a diagonal



3. Fold again along the middle



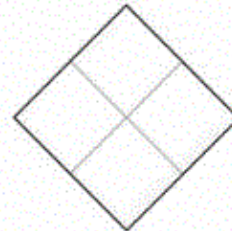
4. Unfold the paper showing an X crease



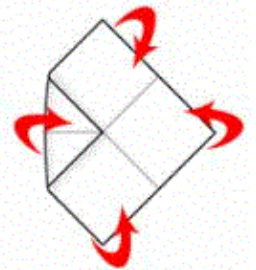
5. Fold each corner to meet at the center



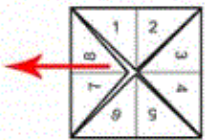
6. Flip the resulting smaller square



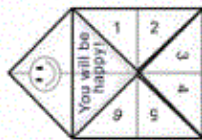
7. This side shows the initial X crease



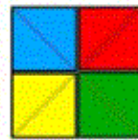
8. Fold each corner again to the center



9. Number the 8 flaps that open in pairs



10. Write any message or fortune inside



11. Flip and color the square flaps



12. Fold it in half



13. Slip fingers inside the flaps to open it up